





Super Tourer Enclosed Trailer - Zip Slider Replacement



Step 1. Locate the end of the zipper tape on the inside of the trailer side.

Step 2. Unpick the stitching from PVC and end of zipper tape and fold back the PVC.




Step 3. Slide damaged slider out of zipper tape and replace with new slider.

Step 4. Restitch zipper tape.



Step 5. Fold PVC back down and re-stitch by hand.



For any questions please do not hesitate email Futura Customer Services
trailers@futuratrailers.com

futuratrailers.com